



Vessel Operation Restrictions Regulation Committee Survey Results Recap

Background:

From June 1, 2020 to July 30, 2020, the Vessel Operation Restrictions Regulation Committee conducted public surveys in response to growing community concerns about waterway safety along the Lee River and the Pinawa Channel.

These surveys were available online through SurveyMonkey, for download at www.rmoflacdubonnet.com/p/vorr, and via paper copy at the three public forums hosted in the community. **517 people** filled out a survey, which is many more than the Committee expected. The Committee thanks all those who participated and expressed their opinions.

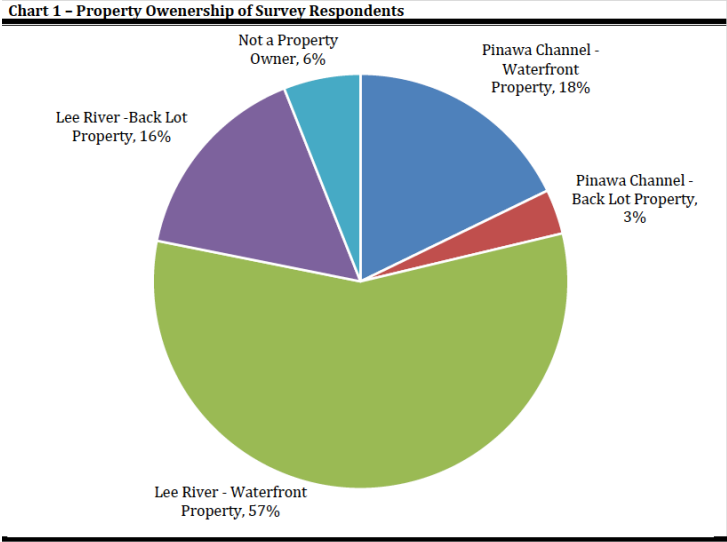
Analysis of the survey data has provided substantial detail and insight into the recommendations for developing regulations to enhance the safety on these waterways located in the Rural Municipality of Lac du Bonnet.

The entire 148-page report can be found on the RM website's VORR page. This is simply a brief recap of the results.

Property ownership of survey respondents:

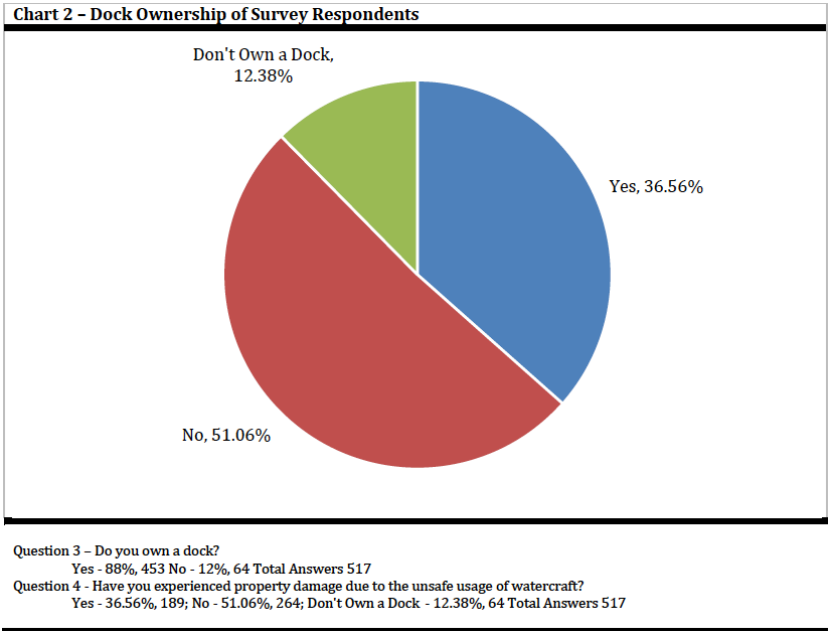
Follow us at www.rmoflacdubonnet.com

Fifty-seven percent of respondents own waterfront property on the Lee River, while **18 per cent** own waterfront property on the Pinawa Channel. **Eighty-eight percent** of respondents reported owning a dock.



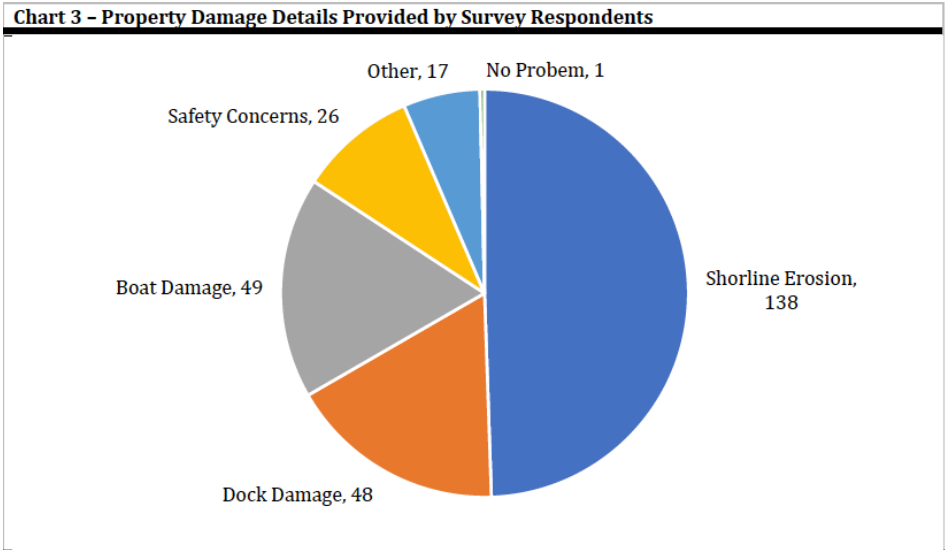
Dock ownership and damage:

Of the **453** respondents who own a dock, **189 (36.56 per cent)** reported they had experienced property damage due to unsafe usage of watercraft.



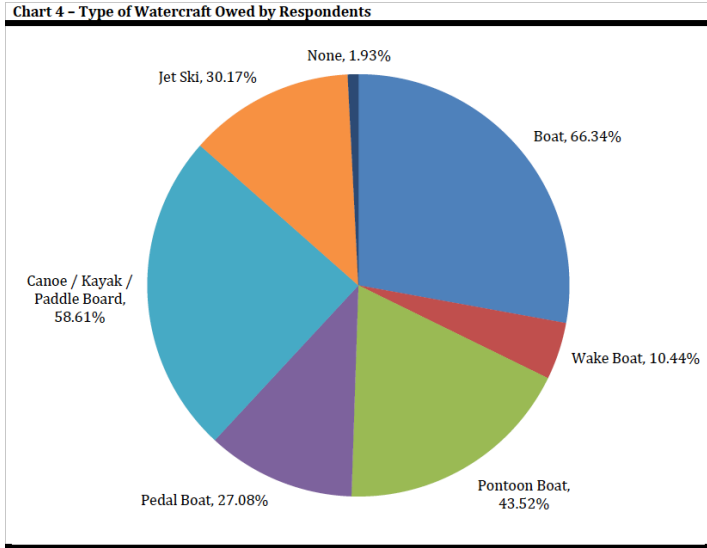
Property damage details:

Of the **189** respondents who reported experiencing property damage, **138** experienced **shoreline erosion**. Shoreline erosion has many causes, including wind, removal of trees from the shoreline, high water levels, and increased boat traffic that creates unnatural water flow and waves.



Types of watercraft owned:

The following is a breakdown of the types of watercraft owned by survey respondents. Respondents were asked to select all watercraft that applied.



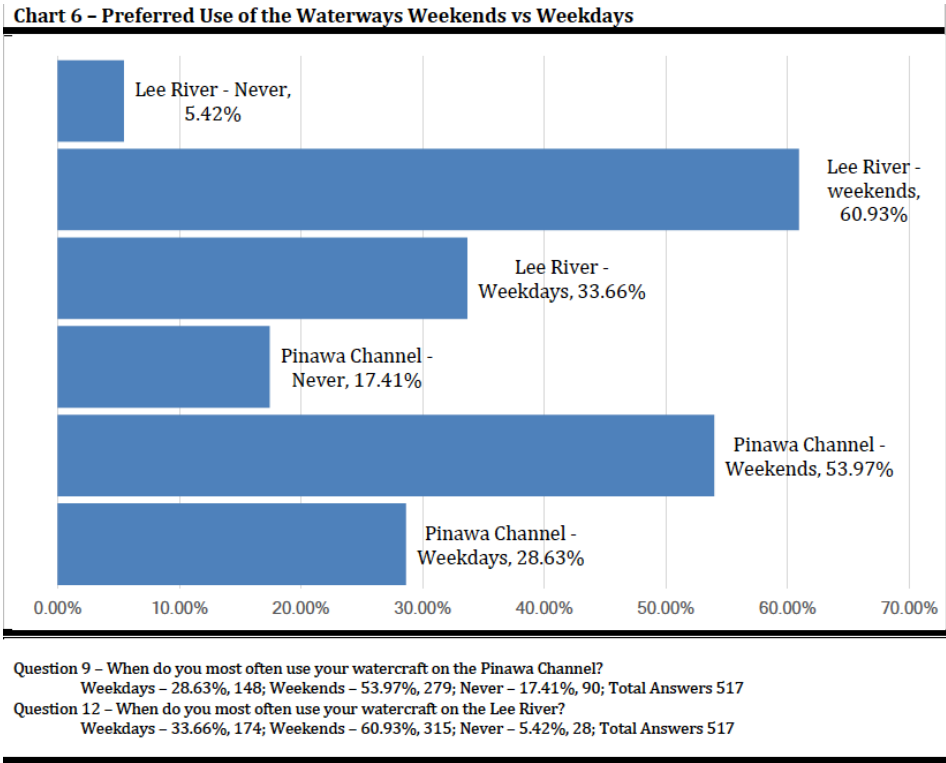
Question 5 - Do you own any of the following watercraft? (Select all the apply)
 Boat - 66.34%, 343; Wake Boat - 10.44%, 54; Pontoon Boat - 43.52%, 225; Pedal Boat - 27.08%, 140; Canoe / Kayak / Paddle Board - 58.61%, 303; Jet Ski - 30.17%, 156; None - 1.93%, 10; Total Answers 517

Preferred waterways, usage times, and frequency:

The survey indicated that the Lee River is used more often than the Pinawa Channel, with **93 per cent** of respondents reporting that they use the Lee River and **77 per cent** reporting they use the Pinawa Channel.

The survey also revealed that **53 per cent** of respondents use public boat launches to access the waterways.

The survey indicated that the busiest times for the waterways are the weekends, with **61 per cent and 54 per cent** recording use along the Lee River and Pinawa Channel on weekends. The increase in weekend use is largely due to the influx of seasonal cottage owners, who primarily use their residences on weekends.

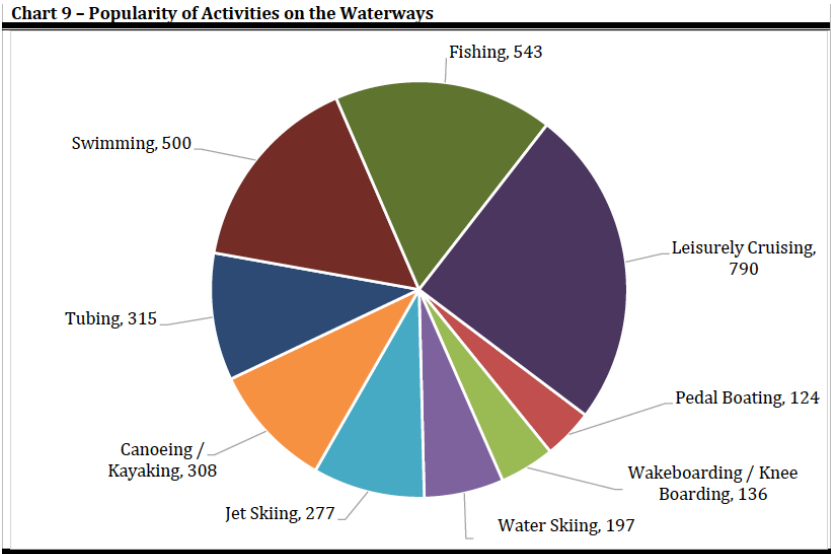


When asked how frequently they use the waterways, the majority of respondents reported using the waterways **1-2 times per week** — **53 per cent** for the Pinawa Channel and **41 per cent** for the Lee River.

More respondents reported using the Lee River **3-4 times per week (30 per cent)** than using the Pinawa Channel **3-4 times per week (13 per cent.)**

Popularity of activities on the waterways:

The results showed that **leisurely cruising** is the most popular waterway activity, followed by **fishing** and **swimming**.

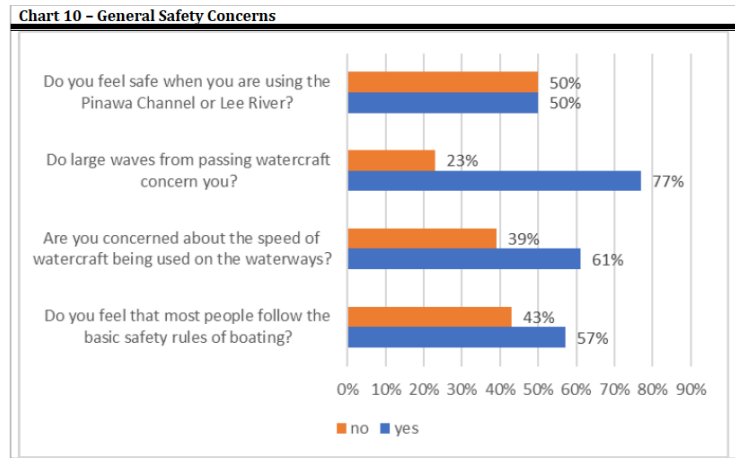


Question 11 - What recreational activities do you enjoy while on the Pinawa Channel?
 Canoeing/ Kayaking - 19.54%, 10; Fishing - 37.52%, 194; Jet Skiing - 22.82%, 118; Leisurely Cruising - 68.86%, 356
 Pedal Boating - 8.90%, 46; Swimming - 35.98% - 186; Tubing - 19.34%, 100;
 Wakeboarding/ Knee Boarding - 8.12%, 42; Water Skiing - 12.77%, 66; None - 17.60%,91; Total Answers 517

Questions 14 - What recreational activities do you enjoy while on the Lee River?
 Canoeing/ Kayaking - 40.04%, 207; Fishing - 67.50%, 349; Jet Skiing - 30.75%, 159; Leisurely Cruising - 83.95%,434
 Pedal Boating - 15.09%, 78; Swimming - 60.74%, 314; Tubing - 41.59%, 215;
 Wake Boarding/ Knee Boarding - 18.18%, 94; Water Skiing - 25.34%, 131; None - 4.84%, 25; Total Answers 517

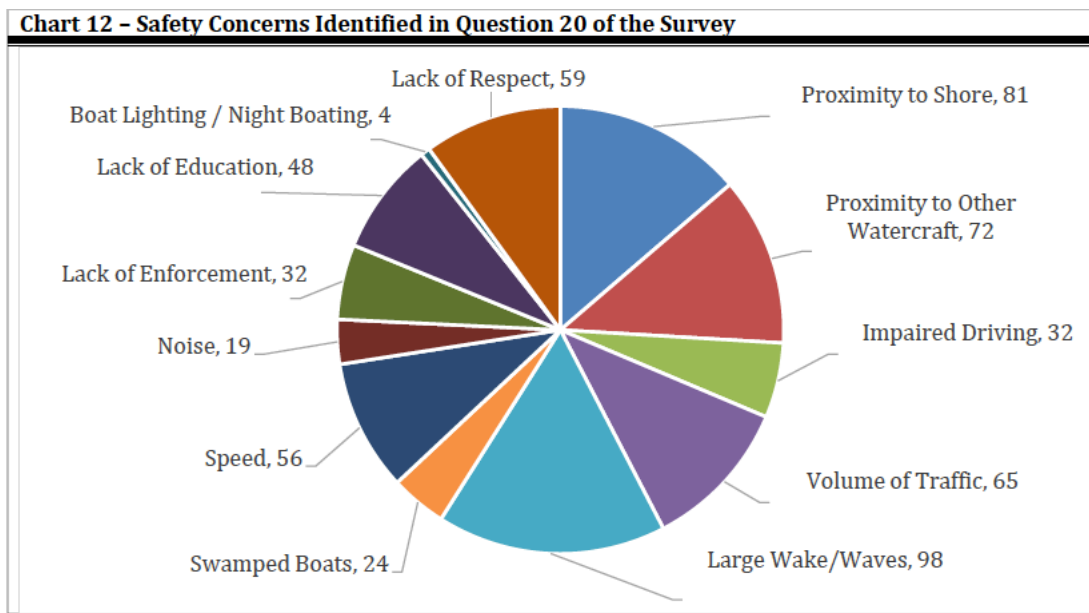
Safety Concerns:

50 per cent of respondents reported **not feeling safe** when using the Lee River or Pinawa Channel. **77 per cent** of respondents were concerned with large waves from passing watercraft. Many were also concerned with the speed of watercraft and many felt most boaters do not follow basic safety rules.



Question 15 – Do you feel that most people follow the basic safety rules of boating?
 Yes – 56.87%, 294; No – 43.13%, 223; Total Answers 517
 Question 16 – Are you concerned about the speed of watercraft being used on the waterways?
 Yes – 60.74%, 314; No – 39.26%, 203; Total Answers 517
 Question 17 – Do large waves from passing watercraft concern you?
 Yes – 77.37%, 400; No – 22.63%, 117; Total Answers 517
 Question 18 – Do you feel safe when you are using the Pinawa Channel or Lee River?
 Yes – 49.52%, 256; No – 50.48%, 261; Total Answers 517

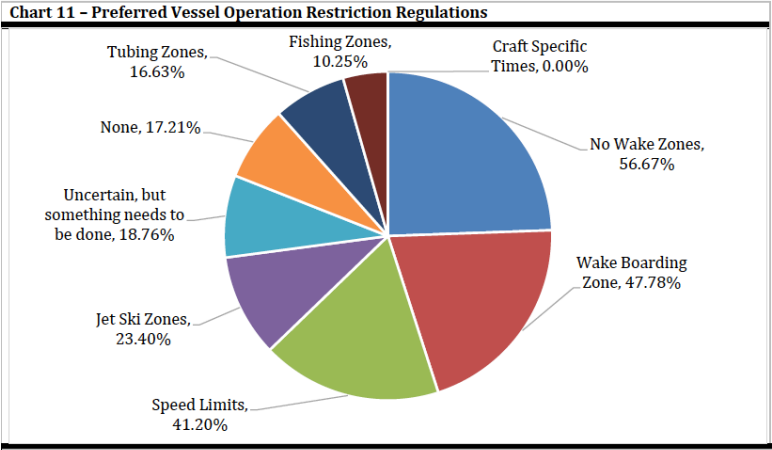
Below is a more detailed breakdown of safety concerns brought up by survey respondents. **Wake boats and jet skis** were most identified by commenters as the watercraft causing these safety concerns.



Preferred Restrictions:

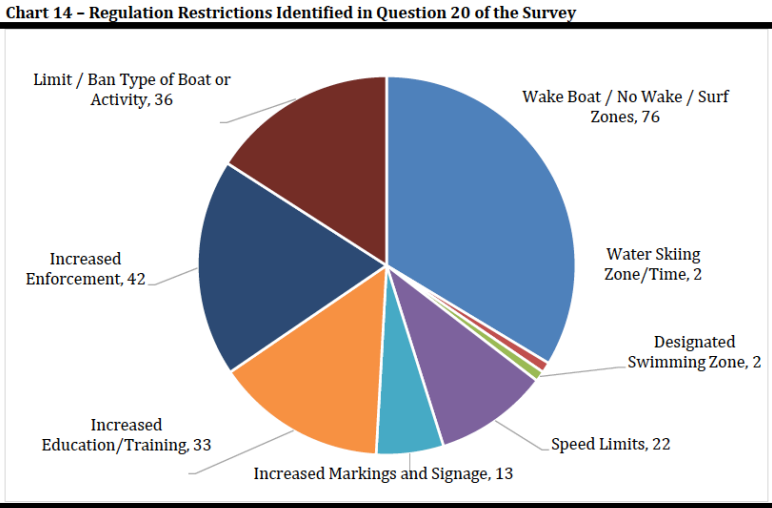
The data collected shows that **83 per cent** of respondents are in favour of Vessel Operation Restriction Regulations for the Lee River and Pinawa Channel.

No wake zones and/or wake boarding zones represented the most desired changes with **57 per cent** and **48 per cent of respondents** choosing those restrictions. Craft specific times were not desired by any of the respondents.



Question 19 – Would you prefer any of the following changes in Vessel Operation Restriction Regulations?
 No Wake Zones - 56.67%, 293; Wake Boarding Zone - 47.78%, 247; Speed Limits - 41.20%, 213
 Jet Ski Zones - 23.40%, 121; Uncertain, but something needs to be done - 18.76%, 97; None - 17.21%, 89
 Tubing Zones - 16.63%, 86; Fishing Zones, 10.25%, 53; Craft Specific Times - 0.00%, 0 Total Answers 517

In addition to encouraging no wake and/or wake boarding zones, respondents noted **increased education and training and increased enforcement** should be considered by the Committee, among many other suggestions for improving safety.



Question 20 – Please provide any comments, examples, or additional information you would like the VORR Committee to take into consideration while preparing its recommendations. All Responses to this question are available in Table 2. The Categorized tabulation of all responses, used to make this chart, are available in Table 3.